




Gross Revenue by Reportable Segment

(In millions of Canadian dollars, except percentages)



Net Revenue by Reportable Segment

(In millions of Canadian dollars, except percentages)



Net Revenue by Reportable Segment

(In millions of Canadian dollars, except percentages)

	Q3 2020 YTD	Q3 2019 YTD	Total Change	Change Due to Acquisitions	Change Due to Foreign Exchange	Change Due to Organic Growth	% of Organic Growth
Canada	807.1	836.3	(29.2)	-	n/a	(29.2)	(3.5%)
United States	1,520.3	1,481.5	38.8	-	27.1	11.7	0.8%
Global	495.4	492.5	2.9	12.3	(0.2)	(9.2)	(1.9%)
Total	2,822.8	2,810.3	12.5	12.3	26.9	(26.7)	
Percentage growth			0.4%	0.4%	1.0%	(1.0%)	

n/a = not applicable

\$	\$	\$	-	\$	\$	\$
\$	\$	\$	-	\$	\$	\$
\$	\$	\$	-	\$	\$	\$
\$	\$	\$	-	\$	\$	\$
\$	\$	\$	-	\$	\$	\$
		(5.1%)	0.0%	1.0%	(6.1%)	

Gross Revenue by Business Operating Unit

(In millions of Canadian dollars,
except percentages)

	Q3 2020	Q3 2019	Total Change	Change Due to Acquisitions	Change Due to Foreign Exchange

Reconciliation of Non-IFRS Financial Measures

(In millions of Canadian dollars, except per share amounts)

	2020	2019	2020	2019
Net income from continuing operations	62.1	57.8	144.2	152.0
Add back:				
Income taxes	25.5	21.5	62.0	53.2
Net interest expense	11.5	17.2	39.0	52.1
Depreciation and amortization	57.5	61.4	174.9	178.7
EBITDA from continuing operations	156.6	157.9	420.1	436.0

Add back (deduct) pre-tax:

Unrealized loss (gain) on investments held on equity secu. 7023 -0 D22A3 (d on equi)3.3 (t)49.4 c012 T& 7023 -0 0 8.703 35.30568 556.5814 Tm[(

Stantec Inc.

Consolidated Statement of Cash Flows

Indirect Method

(Unaudited)

	2020	2019	2018
Operating activities	120,060,728	120,060,728	120,060,728
Investing activities	(423,120)	(423,120)	(423,120)
Financing activities	423,120	423,120	423,120
Net change in cash and cash equivalents	119,637,608	119,637,608	119,637,608
Cash and cash equivalents at beginning of period	119,637,608	119,637,608	119,637,608
Cash and cash equivalents at end of period	239,275,216	239,275,216	239,275,216