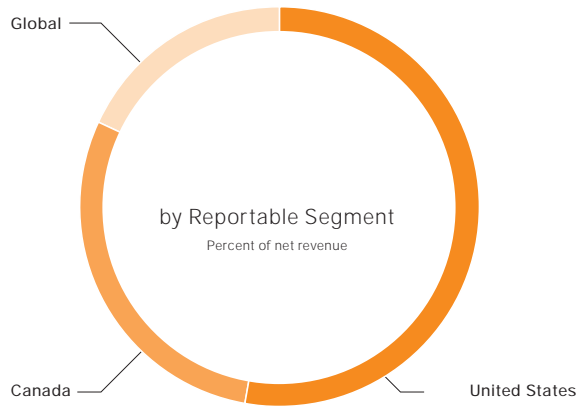


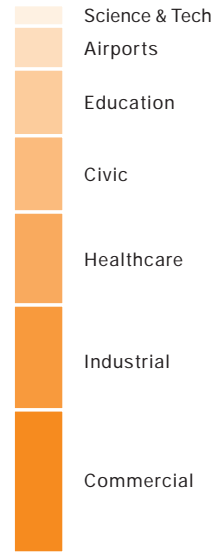
Q1 2020 Net Revenue by Business Operating Unit, Sector, and Geography*




Infrastructure 28%



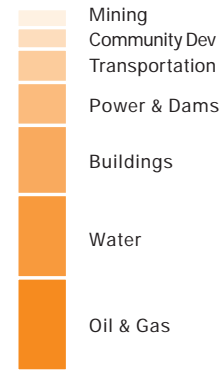
Buildings 23%



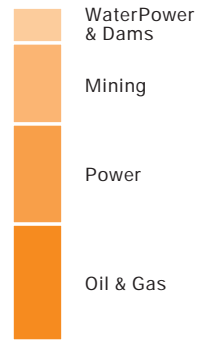
Water 20%






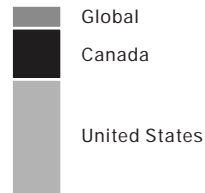
Environmental Services 14%



Energy & Resources 15%



*As an approximate percentage of Q1 2020 net revenue



Q1 2020 Organic Net Revenue Growth by Reportable Segmen

1.5%

1.0%

5.7%

6.3%

10.5%

NET REVENUE ACQUISITION GROWTH

0.0%

6.0%

0.0%

0.0%

0.0%

\$500

\$400

\$300

\$200

\$100

\$0